

# South Hams District Council



## ‘Sounding Board’

### Survey 4: Dog Services

**MARKETING MEANS**

THE RESEARCH PEOPLE



4 Station Yard, Ashburton, Devon, TQ13 7EF

Tel: 01364 654 485 Fax: 01364 654 664

e-mail: [graham@marketingmeans.co.uk](mailto:graham@marketingmeans.co.uk)

## Summary

This survey was undertaken as part of the fourth using the permanent sample of the ‘Sounding Board’. The analysis of this survey is based on 599 responses from the Sounding Board, or 77% of the panel as it currently stands.

This report details the results for the section of the survey on dog services. The section was divided into 4 subsections: ‘dog wardens’; ‘your dog’; ‘dog fouling’; and ‘other dog matters’.

## Results

- Well over half of respondents (58%) ranked ‘dog fouling’ as their number 1 area of concern, with a further quarter (23%) citing ‘dangerous dogs’.
- The majority of respondents (93%) said they had not contacted the dog warden service, with only 7% having done so.
- The main reason for having done so was ‘stray dogs’ (15 respondents) followed by ‘dog fouling’ (10 respondents).
- Most of those who had used the service (26 out of 33) said they were ‘very satisfied’ or ‘satisfied’, with 5 respondents saying they were ‘dissatisfied’ or ‘very dissatisfied’.
- Just over a quarter (27%) of respondents said that they owned a dog.
- The most commonly cited location for exercising dogs was ‘private land’ (42%). Of the public areas chosen, ‘park / sports fields’ (15%) and ‘woodlands’ (15%) were the most popular.
- Under a half of dog owners (44%) said they use a ‘dog bin’ to dispose of waste, with a further 8% saying they used a ‘litterbin’. A third (33%) said they leave the waste ‘to decompose’.
- Over two thirds of respondents to this question (65%) said they were aware that normal litterbins could be used for disposing of dog waste.
- The two areas where dog fouling is most commonly seen are ‘footpaths’ (16% ‘always’ and 41% ‘regularly’) and ‘pavements’ (11% ‘always’ and 37% ‘regularly’).
- Respondents were split down the middle on this question, with half (50%) saying ‘yes’ and half (50%) saying ‘no’.
- Over half of those that answered (61%) thought that an increase in dog wardens would address the problems of dog fouling in their local area.

‘Sounding Board’ Survey 4: Dog Services  
Marketing Means, August 2003

---

- Over half (55%) thought that dog fouling had decreased to some extent over the last 5 years, with a quarter (27%) believing it to have stayed the same and a fifth (19%) increased to some extent.
- Almost everyone thought that dog owners should clear up in ‘parks’ (99%), in the ‘street’ (99%) and on ‘beaches’ (99%). Two thirds thought they should do so on ‘private land’ (64%), with just over a half believing they should in ‘woodlands’ (54%) and ‘moorland’ (51%).
- Two thirds (69%) of respondents thought that people who allow their dog to foul in public places should be issued with a ‘£50 fixed penalty’, with a quarter (26%) saying the policy should stay the same.
- However, when analysed by ‘dog ownership’ it was found that those who owned a dog were more likely to say the policy should ‘remain the same’ (49%), than be ‘issued with a fixed penalty’. Those without a dog, however, were far more likely to want offenders to be issued with a ‘fixed penalty’ (76%) than have the policy ‘remain the same’ (19%).
- Two thirds of respondents said they were aware of dog control signs in their area.
- The areas where people tended to say that signs were not adequate were ‘footpaths’ (63%) and ‘pavements’ (60%) followed by ‘woodlands’ (55%) and ‘moorland’ (52%).
- Just over a third of people said they were aware of the ‘Dog Awareness Days’. However, amongst those who own a dog, awareness is higher, at 54%.
- Over half (59%) said they would report a stray dog to the Police, with a further quarter (26%) saying they would report it to the RSPCA.

# Contents

1.0 Introduction / Background .....	5
2.0 Method & analysis.....	5
3.0 Response.....	6
3.1 About respondents.....	6
4.0 About Dog Wardens.....	8
4.1 Area of concern regarding dogs.....	8
4.2 Contacted the Council regarding dogs.....	10
4.3 Reasons for contacting the Council regarding dogs .....	10
4.4 Satisfaction with the dog warden service .....	11
4.5 Reason for dissatisfaction with the dog warden service .....	11
5.0 About your dog .....	12
5.1 Dog ownership.....	12
5.2 Normal location for exercising dog.....	13
5.3 Disposal of dog waste.....	14
5.4 Awareness of disposing dog waste in a litterbin .....	15
6.0 About dog fouling.....	16
6.1 Locations where dog fouling is seen.....	16
6.2 Dog fouling a problem in the local area .....	16
6.3 Details of dog fouling .....	17
6.4 Increase dog warden patrols.....	22
6.5 Levels of dog fouling .....	23
6.6 Locations where dog owners should clean up .....	24
6.7 Policy that the Council should adopt with regards to dog fouling .....	25
7.0 Other dog matters.....	27
7.1 Awareness of dog control signs .....	27
7.2 Adequacy of dog fouling signs .....	27
7.3 Awareness of ‘Dog Awareness Days’ .....	28
7.4 First point of contact regarding stray dogs.....	29

## **1.0 Introduction / Background**

This survey was undertaken as part of the fourth using the permanent sample of the 'Sounding Board'. There were four services being assessed in the survey:

- Council Priorities
- Housing Renewal
- Development Control
- Dog Services

This particular report presents the results for Dog Services.

## **2.0 Method & analysis**

The survey was sent by post to the panel. Panels tend to gain a much higher response level than usually obtained from postal surveys with no reminder (70%+ compared to 20 to 30%).

A freepost reply envelope was enclosed with the questionnaire, together with a letter detailing how the panel would be informed of the results.

The responses were processed and analysed by Marketing Means.

All questions were cross-tabulated by personal characteristics (such as age, gender, disability, number of cars in household) to check for differences in replies, but only significant differences have been highlighted in this report.

All figures in this report have been rounded.

## 3.0 Response

The analysis of this survey is based on 599 responses from the Sounding Board or 77% of the panel as it currently stands (774 – Sounding Board is due to be refreshed in September).

The final number of responses received from the Sounding Board was 604 or 78%, however these additional 5 responses were not entered for this analysis because they were returned beyond the closing date.

### 3.1 About respondents

The data collected from respondents is important in determining how representative the responses are of Sounding Board.

#### 3.1.1 Economic activity

The response was broadly representative of the ‘Sounding Board’ panel, with the exception of:

- Full-time students responded less well (this is also reflected in the age groups) – 50% responded, compared with the overall response rate of 74%
- The response rate for ‘homemakers’ was slightly higher than would be expected, at 84%

#### 3.1.2 Age (next birthday)

The table below shows that compared to the Sounding Board panel:

- Those under the age of 24, and over the age of 85, responded less well than other age groups (44% and 45% response rate respectively)
- Those belonging to the 55-64 and 65-74 year old age groups responded slightly better than other age groups at (78% and 73% response rate respectively)

	Sample		Sounding Board		Variance
	Number	%	Number	%	%
<24	26	4%	59	7%	-3%
25-34	42	7%	58	7%	0%
35-44	138	21%	174	21%	0%
45-54	150	23%	191	23%	0%
55-64	125	19%	152	18%	+2%
65-74	94	15%	116	14%	+1%
75-84	64	10%	88	10%	0%
85+	4	1%	11	1%	-4%
	643	100%	1069	100%	0%

### **3.1.3 Gender**

In terms of gender there was no significant difference in the percentage of men (72%) and women (74%) who responded.

There was, however, a difference in gender response rates between age groups. The majority of respondents under the age of 55 were women, whereas the majority of respondents aged 55 and above were men. This difference was most pronounced in the under 35 and 85 plus age groups.

### **3.1.4 Disability**

Response rates were identical for those who reported a disability (74%) and for those who did not report a disability (74%).

### **3.1.5 Ethnicity**

Nine people reported that they had an ethnic origin other than ‘White, British’, five of whom responded to this survey (56%).

### **3.1.6 Socio-economic grouping**

The response rate was lowest in relation to the group coded as ‘never worked / long-term unemployed’. This is mainly due to the poor response rate of many of our younger panel members who were also classed as students.

Across the board response rates varied between 71% and 87%, with the highest response being recorded from the ‘routine occupations’ group.

## 4.0 About Dog Wardens

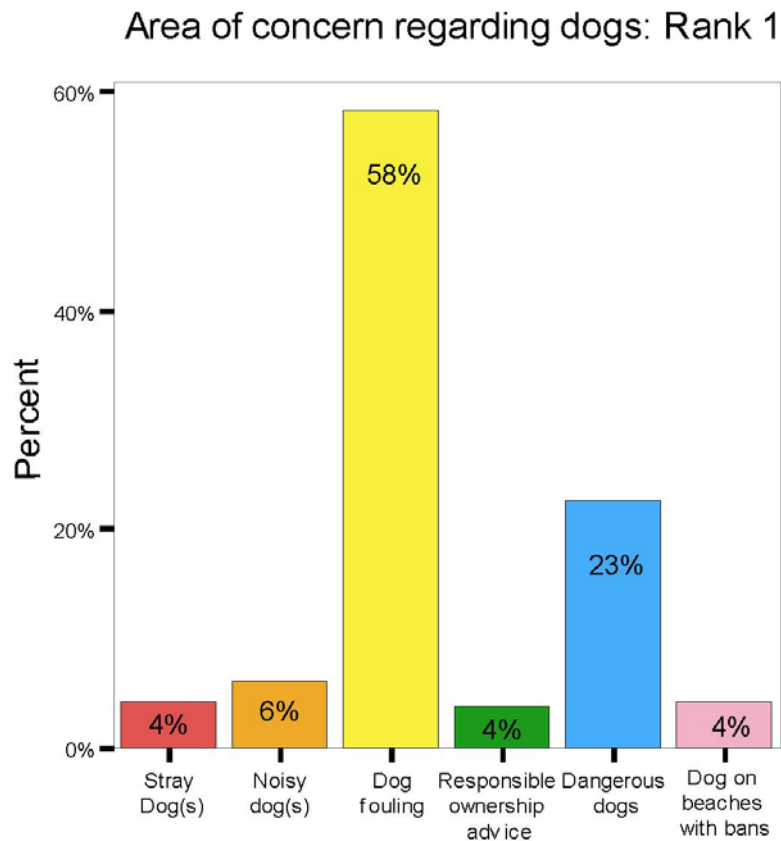
The first section of the questionnaire about dog services in the South Hams asked people five questions related to the dog warden service. Four of the questions were closed in format (tick box), with a fifth open question.

### 4.1 Area of concern regarding dogs

The first question asked respondents to rank 6 areas of concern regarding dogs from 1 to 6 in order of concern to themselves.

Well over half of respondents (58%) ranked 'dog fouling' as their number 1 area of concern, with a further quarter (23%) citing 'dangerous dogs'. For the second rank, the category 'dangerous dogs' was the most frequently cited (24%), followed by 'dog fouling' at 23% - see page 9 for full table.

There were no apparent differences between age groups, gender or socio-economic groups.



'Sounding Board' Survey 4: Dog Services  
Marketing Means, August 2003

---

**Area of concern regarding dogs: Ranked**

		#	%
<b>Rank 1</b>	Dog fouling	252	58%
	Dangerous dogs	98	23%
	Noisy dog(s)	27	6%
	Stray Dog(s)	19	4%
	Dog on beaches with bans	19	4%
	Responsible ownership advice	17	4%
<b>Rank 2</b>	Dangerous dogs	137	24%
	Dog fouling	129	23%
	Dog on beaches with bans	111	20%
	Responsible ownership advice	67	12%
	Noisy dog(s)	66	12%
	Stray Dog(s)	52	9%
<b>Rank 3</b>	Dog on beaches with bans	68	24%
	Noisy dog(s)	61	21%
	Dangerous dogs	58	20%
	Stray Dog(s)	37	13%
	Responsible ownership advice	33	12%
	Dog fouling	28	10%
<b>Rank 4</b>	Noisy dog(s)	66	24%
	Stray Dog(s)	59	22%
	Dog on beaches with bans	42	16%
	Dog fouling	26	10%
	Responsible ownership advice	38	14%
	Dangerous dogs	39	14%
<b>Rank 5</b>	Stray Dog(s)	79	30%
	Noisy dog(s)	57	22%
	Responsible ownership advice	56	21%
	Dog on beaches with bans	50	19%
	Dangerous dogs	16	6%
	Dog fouling	7	3%
<b>Rank 6</b>	Responsible ownership advice	116	44%
	Stray Dog(s)	53	20%
	Noisy dog(s)	32	12%
	Dog on beaches with bans	47	18%
	Dangerous dogs	15	6%
	Dog fouling	1	0%

## 4.2 Contacted the Council regarding dogs

The questionnaire then asked whether respondents had contacted the Council’s dog warden service in the last 2 years.

The majority of respondents (93%) said they had not contacted the dog warden service, with only 7% having done so.

### Contacted the Council regarding dogs

	Frequency	Percent	Valid Percent	Cumulative Percent
Yes	42	7%	7%	7%
No	541	90%	93%	100%
Total	583	97%	100%	
Did not answer	16	3%		
Total	599	100%		

## 4.3 Reasons for contacting the Council regarding dogs

Those who had contacted the dog warden service were asked why they had done so.

The main reason for having done so was ‘stray dogs’ (15 respondents) followed by ‘dog fouling’ (10 respondents).

### Reason for contacting the Council

	Frequency	Percent	Valid Percent	Cumulative Percent
Stray dog(s)	15	3%	48%	48%
Noisy dog(s)	3	1%	10%	58%
Dog fouling	10	2%	32%	90%
Responsible ownership advice	1	0%	3%	94%
Dangerous dog(s)	1	0%	3%	97%
Dogs on beaches with bans	1	0%	3%	100%
Total	31	5%	100%	
Did not answer	568	95%		
Total	599	100%		

#### Other reason

Friend's dog got lost for 3hrs

Getting dog chipped

Non emptying of dog bins

Our dog was missing

## 4.4 Satisfaction with the dog warden service

Those who had used the dog warden were then asked their level of satisfaction with the service they had received.

Most (26 out of 33) said they were ‘very satisfied’ or ‘satisfied’, with 5 respondents saying they were ‘dissatisfied’ or ‘very dissatisfied’.

### Satisfaction with the service

	Frequency	Percent	Valid Percent	Cumulative Percent
Very satisfied	12	2%	<b>36%</b>	36%
Satisfied	14	2%	<b>42%</b>	79%
Neither satisfied nor dissatisfied	2	0%	<b>6%</b>	85%
Dissatisfied	4	1%	<b>12%</b>	97%
Very dissatisfied	1	0%	<b>3%</b>	100%
<b>Total</b>	<b>33</b>	<b>6%</b>	<b>100%</b>	
System	566	94%		
<b>Total</b>	<b>599</b>	<b>100%</b>		

## 4.5 Reason for dissatisfaction with the dog warden service

Those who were dissatisfied with the service were asked why.

Two of those who were dissatisfied said it was because there was no service at the weekend, 2 complained that there was no feedback regarding their call and another 2 wanted more action on dog fouling.

### Reason for dissatisfaction

Had no feedback from warden
I was told that nothing could be done and to put up with it
No action was taken regarding dog fouling in our street
No dog warden on duty on a Sunday - couldn't ask if dog had been found
Notices torn down when replaced. Bins too small/infrequently emptied
They don't seem to work weekends
Unable to fund more dog poo bins

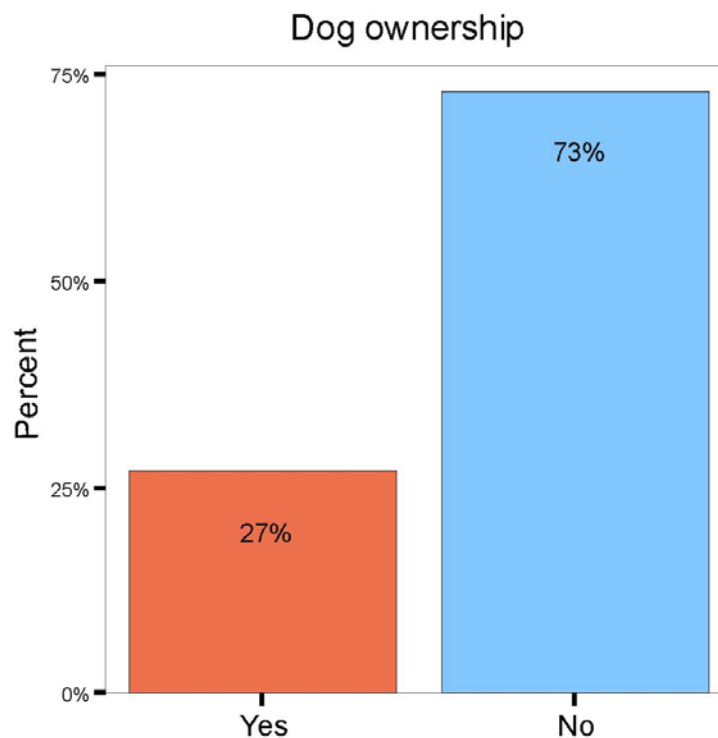
## 5.0 About your dog

The next section asked those who own a dog(s), where they exercise it, how they clean up after it and whether they were aware that they could dispose of dog waste in normal litterbins.

### 5.1 Dog ownership

Just over a quarter (27%) of respondents said that they owned a dog.

There were no differences by demographic groups as to dog ownership.



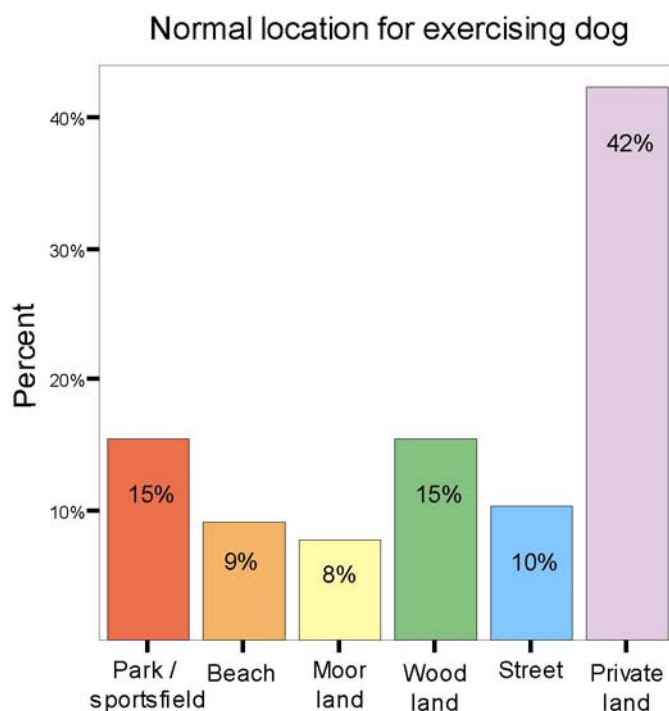
**Dog ownership**

	Frequency	Percent	Valid Percent	Cumulative Percent
Yes	119	20%	<b>27%</b>	27%
No	323	54%	<b>73%</b>	100%
Total	442	74%	<b>100%</b>	
Did not answer	157	26%		
Total	599	100%		

## 5.2 Normal location for exercising dog

Respondents who owned a dog were asked where they normally exercised their dog.

The most commonly cited location for exercising dogs was 'private land' (42%). Of the public areas chosen, 'park / sports fields' (15%) and 'woodlands' (15%) were the most popular.



### Normal location for exercising dog

	Frequency	Percent	Valid Percent	Cumulative Percent
Park/ sports field	12	2%	<b>15%</b>	15%
Beach	7	1%	<b>9%</b>	24%
Moorland	6	1%	<b>8%</b>	32%
Woodland	12	2%	<b>15%</b>	47%
Street	8	1%	<b>10%</b>	58%
Private land	33	6%	<b>42%</b>	100%
Total	78	13%	<b>100%</b>	
Did not answer	521	87%		
Total	599	100%		

## 5.3 Disposal of dog waste

Dog owners were then asked how they normally dispose of their dog waste.

Under a half of dog owners (44%) said they use a ‘dog bin’ to dispose of waste, with a further 8% saying they used a ‘litterbin’. A third (33%) said they leave the waste ‘to decompose’.

The majority of those who leave the waste ‘to decompose’ exercised their dog(s) on private land. However, no one who exercised their dog(s) in a park or on the street said they left the waste in this way.

### Disposal of dog waste

	Frequency	Percent	Valid Percent	Cumulative Percent
Dog bin	41	7%	<b>44%</b>	44%
Litter bin	7	1%	<b>8%</b>	52%
Household bin	14	2%	<b>15%</b>	67%
Leave to decompose	31	5%	<b>33%</b>	100%
Total	93	16%	<b>100%</b>	
Did not answer	506	84%		
Total	599	100%		

### Normal location for exercising dog by Disposal of dog waste

Normal location for exercising dog		Disposal of dog waste				Total
		Dog bin	Litter bin	Household bin	Leave to decompose	
Park/ sports field	#	6	1	3	0	10
	%	<b>60%</b>	<b>10%</b>	<b>30%</b>	<b>0%</b>	<b>100%</b>
Beach	#	5	0	1	0	6
	%	<b>83%</b>	<b>0%</b>	<b>17%</b>	<b>0%</b>	<b>100%</b>
Moorland	#	1	0	2	2	5
	%	<b>20%</b>	<b>0%</b>	<b>40%</b>	<b>40%</b>	<b>100%</b>
Woodland	#	6	1	3	1	11
	%	<b>55%</b>	<b>9%</b>	<b>27%</b>	<b>9%</b>	<b>100%</b>
Street	#	6	1	1	0	8
	%	<b>75%</b>	<b>13%</b>	<b>13%</b>	<b>0%</b>	<b>100%</b>
Private land	#	3	0	3	22	28
	%	<b>11%</b>	<b>0%</b>	<b>11%</b>	<b>79%</b>	<b>100%</b>
Total	#	27	3	13	25	68
	%	<b>40%</b>	<b>4%</b>	<b>19%</b>	<b>37%</b>	<b>100%</b>

## 5.4 Awareness of disposing dog waste in a litterbin

Dog owners were then asked whether they were aware that it was possible to use a normal litterbin to dispose of dog waste if it was properly bagged up.

Over two thirds of respondents to this question (65%) said they were aware that normal litterbins could be used for disposing of dog waste.

### Awareness of disposing dog waste in a litterbin

	Frequency	Percent	Valid Percent	Cumulative Percent
Yes	79	13%	<b>65%</b>	65%
No	42	7%	<b>35%</b>	100%
Total	121	20%	<b>100%</b>	
Did not answer	478	80%		
Total	599	100%		

## 6.0 About dog fouling

The next section asked all respondents more general questions about problems with dog fouling in their local area.

### 6.1 Locations where dog fouling is seen

The first question in this section asked people how often they saw dog fouling in some general locations.

The two areas where dog fouling is most commonly seen are ‘footpaths’ (16% ‘always’ and 41% ‘regularly’) and ‘pavements’ (11% ‘always’ and 37% ‘regularly’). Fewer people say they see dog fouling in ‘children’s play areas’, although it is unclear as to whether this is because there is less in these locations, or that they are less visited (see section 7.2, page 27).

#### Locations where dog fouling is seen

	Never		Rarely		Sometimes		Regularly		Always		Don't visit	
	#	%	#	%	#	%	#	%	#	%	#	%
Parks / sports fields	10	2%	48	11%	176	42%	87	21%	38	9%	64	15%
Pavements	11	2%	76	13%	218	38%	213	37%	62	11%	0	0%
Footpaths	4	1%	52	9%	186	33%	230	41%	92	16%	3	1%
Children's' play areas	60	11%	129	24%	121	22%	39	7%	8	1%	189	35%
Beaches	27	5%	138	25%	225	41%	75	14%	26	5%	64	12%
Woodlands	20	4%	81	14%	194	35%	146	26%	62	11%	59	10%
Moorland	34	6%	112	20%	193	34%	105	19%	43	8%	76	13%

### 6.2 Dog fouling a problem in the local area

Respondents were then asked to say whether dog fouling was a particular problem in their local area.

Respondents were split down the middle on this question with half (50%) saying ‘yes’ and half (50%) saying ‘no’.

There did not appear to be any pattern to these responses when analysed by postcode.

#### Dog fouling a problem in the local area

	Frequency	Percent	Valid Percent	Cumulative Percent
Yes	292	49%	50%	50%
No	296	49%	50%	100%
Total	588	98%	100%	
Did not answer	11	2%		
Total	599	100%		

## 6.3 Details of dog fouling

People were then asked to say give details of problem areas for dog fouling in their local area.

There were 200 comments made in this section. Some were general, such as 'footpaths and pavements', others gave more specific locations, and others made reference to the problem being worse when holiday makers were more likely to be around.

### Dog fouling details

A few irresponsible owners don't clean up after their animals, but most seem responsible
A substantial amount of fouling at the start of many footpaths and coastal paths
Additional dog bin needed Strete Gate. If no bin - people (mainly holidaymakers) don't bother
All footpaths and pavements are covered in dog mess
Along pathway at end of my property
Along pavements, public footpaths, the Island-people don't use bins provided
Along the path between the church + butchers into Fore St from the top car park
Along the railway embankment
Always at Bank Holidays and during school holidays when visitors come into the village
Always fouling on pavement when on short walk to shop or bus stop
Always on pavements
Any dog fouling is nasty and potentially very harmful, especially to children
Any fouling in public areas is a problem. Current dog warden is bumptious, not v. approachable
Area leading to Stray Park, near Church Lane
Around train station at Ivybridge. More bins may encourage greater use
At certain times of year with visitors; more bins needed
Back Lane and Wilcome Lane, Blackawton
Back streets of Dartmouth often fouled
Below Dukes Rd, Berry Pomeroy. Children's field and footpath through woods to Lower Westonfield
Bins not emptied regularly (it seems)
Borough Park playing field, Riverside walk path
Bridge Street near Ship and Plough
Bridleway behind Woolcombe Lane, Fulham Park, Woolcombe Lane
Brownston Street (Modbury) is regularly fouled
Butts Lane, Loddiswell used as a dog loo
Can't take children to local park/along promenade without checking for dog mess first.
Certain streets in our town it is ill-advised to walk in the dark
Cliff House gardens, Devon Road - always been the venue for dog fouling (over past 30 years)
Coastal path
Considerable fouling on lanes that don't have pavements, also on local beaches
Constant fouling in Dartmouth-locals walk with their eyes glancing down at all times!
Constant fouling in lanes around Churchstow
Cornwood School Lane
Coronation Park and Embankment but there has been an improvement

## ‘Sounding Board’ Survey 4: Dog Services Marketing Means, August 2003

---

Cott Road and paths - friend picked up 16 bags + lots of poo. Dog owners pretend not to see.

Country paths, footpaths Dartmouth

Darklake Lane, Bickleigh Down is regularly fouled

Dartington cycle/foot path, Old bridge from Bridgetown to Totnes, Longmarsh

Dartmouth footpaths, pavements and parks have an inordinate amount of dog doo

Dartmouth has a problem with fouling on pavements, parks

Dog excrement frequently seen

Dog fouling in Colla Park and sometimes in my own garden - open plan

Dog fouling in our and roads close by is disgusting-mainly 'local' dog owners not clearing up

Dog fouling is a problem between Mothecombe car park and the beaches

Dog mess prevalent everywhere. People lazier - walk same shorter routes around housing areas

Dogs exercise in this road early in morning and regularly foul the pavement

Dogs fouling on pavements

Dogs regularly foul play area in Skylark Rise, fields surrounding community centre, pavements

Due to irresponsible owners who need educating

Duncombe Park is used by many as dog exercise area

Duncombe Park, Dodbrooke Church Lane used on school run

Early morning and late evening fouling is rarely cleared up

Erme playing field

Especially in the town centre and around the back alleys of the town

Especially where young children are concerned

Every day there is a fresh dog fouling on the pavement outside our house

Every week I have to walk around fouled pavements, the local park is dangerous for children Follaton House Arboretum especially!

Footpath at top of beach from Strete Gate towards Pilchard Cove, Slapton

Footpath behind Pembroke Park

Footpaths (eg. No 28, Wembury) used as dog walk/toilet area

Footpaths beside Batson Creek provide dog bins - occasionally not used

Fouling of beach is particularly prevalent despite dog bins being provided

Fouling on footpaths in direct vicinity presents problems for very young/less physically able

Fouling on grass verges

Frequent fouling on verges close to my home and in gardens. Vast improvement in Dittisham

Frequent instances of fouling in Yealm Road, NF

Frequently find fouling immediately by my front door

Grass verges and open fields behind property-no dog bins

Grass verges of Church Rd, grass areas on junctions, Brownhill Lane, Totnes main street

Harpers Hill (Woodland Trust) - no dog bins, fouling everywhere

Have a large open space near our home which is fouled despite signs

Heybrook Bay coastal footpath. Local footpaths to coastal path

I have a young child, so I notice dog mess and find myself frequently having to avoid it

In local parks and woodlands

In streets and other areas without pavements

Inadequate bins at popular areas. Some dogs allowed to wander freely. Dog owners are lazy.

Insufficient bins or poop scoops to throw faeces into rivers/woodland etc

Irresponsible dog owners

## ‘Sounding Board’ Survey 4: Dog Services Marketing Means, August 2003

---

Irresponsible owners who won't carry disposal bag, no enforcement, no bag. Need educating

Issue doesn't seem to be particularly provided for

It's always there, it's gross. I'm reliant on crutches to walk - it's a potential accident

It is usually dogs that wander about not on leads and live on an estate

Kingsbridge Fore Street - quite often on pavements

Lack of bins in Hillhead area

Lane from Yondertown Square (Lutton) towards Slade House/Sparkwell

Live by lane used by public regularly - always covered with dog dirt, no bins

Live in an area frequented by visitors who are sometimes thoughtless about animals fouling

Live in road used by dog walkers, regularly find mess on pavement and once even in own garden.

Live in rural area - there is always doo on the lanes and even in our gateway

Live next to the R Avon/Lydia br - people regularly allow their dogs to foul past our house

Local beaches - Bigbury, Wembury, Jennycliff - have no dog-ban. Not one area where no fouling

Local lane is used as dog walk - pretty foul every day

Local people very good-visitors don't care

Longmarsh is particularly bad

Longtimber Woods, Victoria Park

Lower town area of Dartmouth

Ludbrook (Ladbrook?) Rec. Ground regularly fouled

Main problem is on pavements & footpaths causing health hazard to children/inconvenience

Main problem is too many dogs and resulting fouling of pavements

Mainly on pavement walking into Ivybridge plus on path between Stowford Pre-School to Primary

Many people still ignore 'doggy bins' and just allow dogs to foul without clearing up after

Many visitors don't seem to know about using bags to remove excreta

Mess on beaches is left or buried even if bins provided, footpaths in area always fouled

Modbury - Back Street - Church Walk - Car Park

Modbury town centre pavements and lanes leading out of town

Mothecombe - but it's private so outside the jurisdiction of dog warden

Much fouling of the coastal path adjacent to our property

Never seen a dog warden in our town

Not a great problem in Dartmouth, but visitors don't pick up their dog's mess

Not enough dog bins in area, often see bags with fouling in them on fields/footpaths

Not enough dog bins in Steamer Quay / Longmarsh area, not emptied regularly enough

Not too bad - just the odd person who feels the law doesn't apply to them

Occurs on pathway at our drive entrance

Often see dog fouling on pavements and streets in Stoke Gabriel

Often see it on paths/pavements in Newton/Noss areas

On beaches at Bigbury and Bantham even though dogs banned at Bantham

On Beesands green

On country road, from Noss to headland following river

On footpaths and in parks

On grass verges and areas where children play

On land open to the public off Vicarage Lane, Strete

On paths, steps and drying area on the estate, in top Fore St car park, Duncombe Park, alleys

‘Sounding Board’ Survey 4: Dog Services  
Marketing Means, August 2003

---

On pavement through Bittaford, on pathway to Ivybridge
On pavements
On pavements
On pavements and verges
On roads, steps and pavements
On route to two dog walking areas
On steps giving access to Steamer Quay from Parkers Close
On the Quay in Kingsbridge
On Totnes streets there is quite a lot of dog fouling - spoils otherwise well kept environment
Only as it is a concern everywhere
Open spaces in Gorse Way regularly fouled by dogs
Outside our property on main thoroughfare
Overfull dog bins e.g. Long Marsh, Totnes; dogs on no dog beaches e.g. Bantham
Owners can't be bothered to pick it up
Owners never pick up after the dogs, my baby cousin slid on some and was covered
Owners use Kerries Lane, South Brent as dog's toilet
Parks and pavements
Parks in Ivybridge, pavements in Crescent Road, dog bins overfull, owners lazy and ignorant
Particularly bad in places around Yealmpton eg footpath along River Yealm
Particularly on pavements
Path to Ivybridge Station from Cole Lane. Start of 2 Moors Way, Harford Lane
Paths between Godwell Lane and town centre have constant fouling on daily basis
Pavement fouling
Pavements and footpaths in the town area
Pavements and verges, footpaths despite recent provision of new dog bin on one footpath
Pavements are often fouled, as are grass verges on approach to Stowford School
Pavements in Kingsbridge - very often both pavements
Pavements to Totnes from Bridgetown, early and late pm
People do not care
People just don't seem to clear up after their dogs if they can get away with it
People should carry a nappy bag and clean up
People walking their dogs in field behind my property are a prime example of problem
People with dogs not taking notice of signs, allowing dogs to foul streets and steps
Problem in all areas
Problem is that some people just don't pick mess up
Problems with dog fouling gardens in Church St Modbury
Public footpath alongside our property used as dog 'exercise' route
Public footpath behind house regularly fouled but recent bin installed which neighbour empties
Public using private land for dog exercising - not clearing up. Land often used by children
Regular fouling in areas indicated above - generally lazy owners not prepared to clear up
Regular fouling in our road - St Austin Close, Ivybridge
Regular fouling of pavements, also grass verges adjacent to paths

‘Sounding Board’ Survey 4: Dog Services  
Marketing Means, August 2003

---

Regularly observed
Regularly see on pavement when walking children to and from school
Regularly seen on pavements and footpaths even though bins provided
Road path to sea a bloody disgrace even with a bin
Roads/footpaths around Harbertonford, Hernaford Lane
Roadside verges commonly used and not cleared up after
Salcombe, Snapes, Beadon Lane - needs dog bin, N Sands beach - large visitors dogs foul
See the evidence on pathways and grass verges
Some areas still have fouling in summer months.
Some dog owners pick up excrement, put it in bag and then throw bag in bushes/side of path!
Sometimes in Totnes High Street
Sometimes left near bushes - won't be walked on, but children's balls/toys go in it still
South Hams Coastal Path, local footpaths, park
St John Road, Ivybridge - when dogs out at night
Street where I live seems to be used by dog owners as a public lavatory area
The footpath to the railway station is always bad
The Island, South Brent - by one or two regular users
The path along the railway line and around the railway station
This has improved since litter bin was provided, but still some people do not pick up
Totnes is often disgusting to walk round (actually in main street)
Totnes pavements are always dirty, and market
Two houses at Stowford Meadow allow their dogs to foul the pavement opposite their houses
Verges and own garden that meets pavement regularly fouled by dogs - not cleared up by owners
Very annoying on pavements etc. Object to having to clear up after owners.
Very few dog owners, especially visitors, bag dog waste
Visible on most pavements in residential areas of Totnes
Visitors do not pick up dog mess
Walkers exercise dogs out of sight and then ignore their fouling
Wembley Playing field is used as a dog toilet area, also most local footpaths
Wembury Coastal Path and beach is full of dog doo - not very nice for kids and walkers
Wembury dog toilets (sorry, Wembury Beach!)
Wonwell Beach
Woodland walks - Snapes, Totnes cycle path, Loddiswell
Worse in summer because of visitors' dogs - Island Street/Victoria Quay. Need more notices

## 6.4 Increase dog warden patrols

Those who thought that dog fouling was a problem were then asked whether the problem would be addressed if there was an increase in dog warden patrols.

Over half of those that answered (61%) thought that an increase in dog wardens would address the problems of dog fouling in the area.

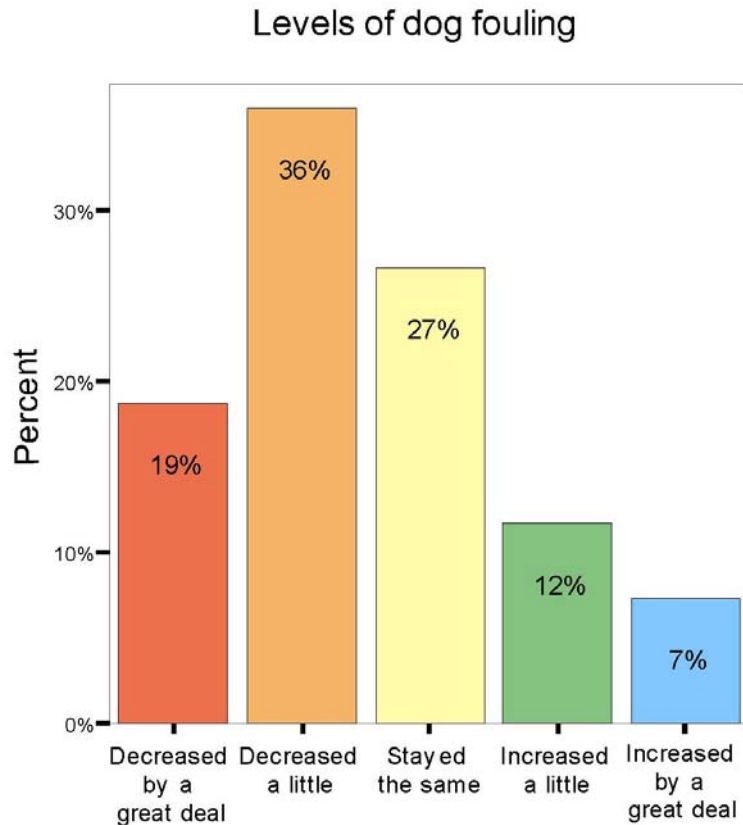
### Increase dog warden patrols

	Frequency	Percent	Valid Percent	Cumulative Percent
Yes	127	21%	<b>61%</b>	61%
No	81	14%	<b>39%</b>	100%
Total	208	35%	<b>100%</b>	
Did not answer	391	65%		
Total	599	100%		

## 6.5 Levels of dog fouling

The questionnaire then asked whether respondents felt that the levels of dog fouling had increased or decreased over the last 5 years.

Over a half (55%) thought that dog fouling had decreased to some extent over the last 5 years, with a quarter (27%) believing it to have stayed the same and a fifth (19%) increased to some extent.



Levels of dog fouling

	Frequency	Percent	Valid Percent	Cumulative Percent
Decreased by a great deal	83	14%	19%	19%
Decreased a little	160	27%	36%	55%
Stayed the same	118	20%	27%	81%
Increased a little	52	9%	12%	93%
Increased by a great deal	32	5%	7%	100%
<b>Total</b>	<b>445</b>	<b>74%</b>	<b>100%</b>	
Did not answer	154	26%		
<b>Total</b>	<b>599</b>	<b>100%</b>		

## 6.6 Locations where dog owners should clean up

Respondents were then asked to say where they thought that dog owners should clean up their dog's waste.

Almost everyone thought that dog owners should clear up in 'parks' (99%), in the 'street' (99%) and on 'beaches' (96%). Two thirds thought they should do so on 'private land' (64%), with just over a half believing they should in 'woodlands' (54%) and 'moorland' (51%).

### Locations where dog owners should clean up

	#	Column %
Park/ sports field	446	99%
Beach	429	96%
Moorland	230	51%
Woodland	241	54%
Street	446	99%
Private land	289	64%

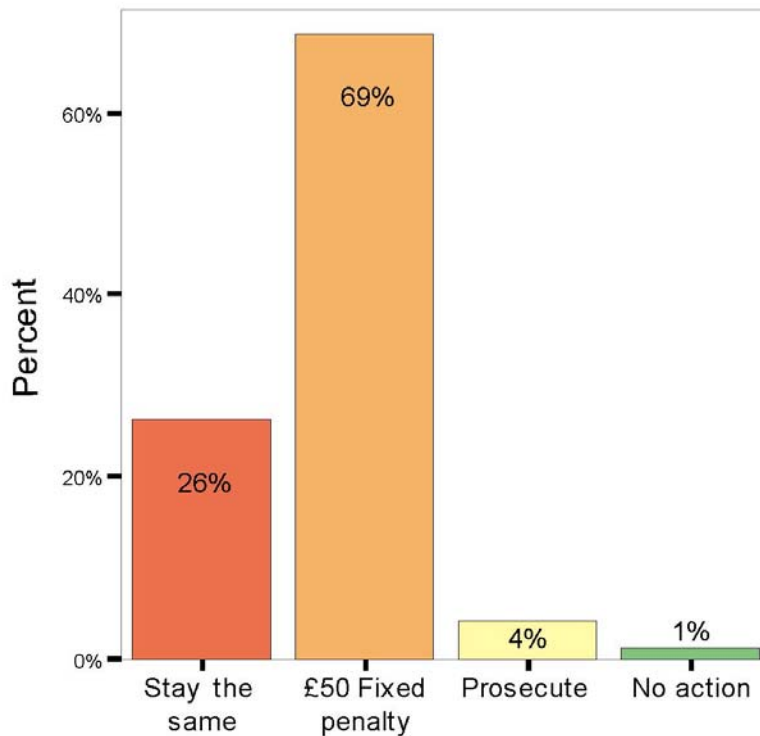
## 6.7 Policy that the Council should adopt with regards to dog fouling

The final question in this section asked people what policy the Council should adopt towards people who allow their dog to foul in a public place, the current policy being that they are initially issued with a verbal warning.

Two thirds (69%) of respondents thought that people who allow their dog to foul in public places should be issued with a '£50 fixed penalty', with a quarter (26%) saying the policy should stay the same.

However, when analysed by 'dog ownership' it was found that those who owned a dog were more likely to say the policy should 'remain the same' (49%), than be 'issued with a fixed penalty'. Those without a dog, however, were far more likely to want offenders to be issued with a 'fixed penalty' (76%) than have the policy 'remain the same' (19%).

Policy that the Council should adopt with regards to dog fouling



'Sounding Board' Survey 4: Dog Services  
Marketing Means, August 2003

---

**Policy that the Council should adopt with regards to dog fouling**

	Frequency	Percent	Valid Percent	Cumulative Percent
Stay the same	148	25%	<b>26%</b>	26%
Issue the owner with a fixed penalty of £50	389	65%	<b>69%</b>	95%
Prosecute the owner in a magistrates court	23	4%	<b>4%</b>	99%
The owner subject to no action	6	1%	<b>1%</b>	100%
Total	566	94%	<b>100%</b>	
Did not answer	33	6%		
Total	599	100%		

**Dog Ownership by Policy that the Council should adopt with regards to dog fouling**

Do you own a dog?			Policy the Council should adopt				Total
			Stay the same	Issue the owner with a fixed penalty of £50	Prosecute the owner in a magistrates court	The owner subject to no action	
Yes	#	57	52	5	2	116	
	%	49%	45%	4%	2%	100%	
No	#	55	225	12	4	296	
	%	19%	76%	4%	1%	100%	
Total	#	112	277	17	6	412	
	%	27%	67%	4%	1%	100%	

## 7.0 Other dog matters

The final section of the questionnaire dealt with other issues regarding dogs in the South Hams including: dog control signs; dog awareness days; and who would be the first point of contact in the case of a stray dog.

### 7.1 Awareness of dog control signs

The first question in this section asked whether people were aware of dog control signs in their area.

Two thirds of respondents said they were.

#### Awareness of dog fouling signs

	Frequency	Percent	Valid Percent	Cumulative Percent
Yes	289	48%	66%	66%
No	150	25%	34%	100%
Total	439	73%	100%	
Did not answer	160	27%		
Total	599	100%		

### 7.2 Adequacy of dog fouling signs

Respondents were then asked whether they thought the signs were adequate in various locations.

The areas where people tended to say that signs were not adequate were ‘footpaths’ (63%) and ‘pavements’ (60%) followed by ‘woodlands’ (55%) and ‘moorland’ (52%). About a third (32%) said they don’t visit ‘children’s play areas’, but the majority of those who answered for this category thought the signs were adequate.

#### Adequacy of dog fouling signs

	Yes		No		Don't visit	
	#	%	#	%	#	%
Parks / sports field	240	46%	206	39%	76	15%
Pavements	225	40%	337	60%	3	1%
Footpaths	195	35%	356	63%	10	2%
Children's' play areas	226	41%	154	28%	175	32%
Beaches	269	48%	232	42%	55	10%
Woodlands	174	33%	290	55%	66	12%
Moorland	171	33%	275	52%	79	15%

## 7.3 Awareness of ‘Dog Awareness Days’

The next question asked whether people were aware of the ‘Dog Awareness Days’ that the Council runs in partnership with Animals in Distress.

Just over a third of people said they were aware of the ‘Dog Awareness Days’. However, amongst those who own a dog, awareness is higher, at 54%.

### Awareness of ‘Dog Awareness Days’

	Frequency	Percent	Valid Percent	Cumulative Percent
Yes	217	36%	<b>37%</b>	37%
No	377	63%	<b>63%</b>	100%
Total	594	99%	<b>100%</b>	
Did not answer	5	1%		
Total	599	100%		

### Awareness of ‘Dog Awareness Days’ by Dog ownership

		Awareness of ‘Dog Awareness Days’		Total
Do you own a dog?		Yes	No	
	Yes	#	64	55
	%	<b>54%</b>	<b>46%</b>	<b>100%</b>
No	#	97	222	319
	%	<b>30%</b>	<b>70%</b>	<b>100%</b>
Total	#	161	277	438
	%	<b>37%</b>	<b>63%</b>	<b>100%</b>

## 7.4 First point of contact regarding stray dogs

The final question asked who respondents would contact, in the first instance, to report a stray dog without identification.

Over half (59%) said they would report a stray dog to the Police, with a further quarter (26%) saying they would report them to the RSPCA. Only 13% would report a stray dog to the Council as their first point of contact.

### First point of contact regarding stray dogs

	Frequency	Percent	Valid Percent	Cumulative Percent
The Police	313	52%	<b>59%</b>	59%
The Council	71	12%	<b>13%</b>	73%
RSPCA	137	23%	<b>26%</b>	98%
Local kennels	8	1%	<b>2%</b>	100%
Total	529	88%	<b>100%</b>	
Did not answer	70	12%		
Total	599	100%		